


2016 Garbage/Recycle Program



Blue Cart (Recycle) Pickup



Black Cart (Garbage) Pickup

JANUARY ~ 2016

S	M	T	W	T	F	S
					1	2
3	4	5	6	7	8	9
10	11	12	13	14	15	16
17	18	19	20	21	22	23
24	25	26	27	28	29	30
31						

FEBRUARY ~ 2016

S	M	T	W	T	F	S
	1	2	3	4	5	6
7	8	9	10	11	12	13
14	15	16	17	18	19	20
21	22	23	24	25	26	27
28	29					

MARCH ~ 2016

S	M	T	W	T	F	S
		1	2	3	4	5
6	7	8	9	10	11	12
13	14	15	16	17	18	19
20	21	22	23	24	25	26
27	29	29	30	31		

APRIL ~ 2016

S	M	T	W	T	F	S
					1	2
3	4	5	6	7	8	9
10	11	12	12	14	15	16
17	18	19	20	21	22	23
24	25	26	27	28	29	30

MAY ~ 2016

S	M	T	W	T	F	S
1	2	3	4	5	6	7
8	9	10	11	12	13	14
15	16	17	18	19	20	21
22	23	24	25	26	27	28
29	30	31				

JUNE ~ 2016

S	M	T	W	T	F	S
			1	2	3	4
5	6	7	8	9	10	11
12	13	14	15	16	17	18
19	20	21	22	23	24	25
26	27	28	29	30		

JULY ~ 2016

S	M	T	W	T	F	S
					1	2
3	4	5	6	7	8	9
10	11	12	13	14	15	16
17	18	19	20	21	22	23
24	25	26	27	28	29	30
31						

AUGUST ~ 2016

S	M	T	W	T	F	S
	1	2	3	4	5	6
7	8	9	10	11	12	13
14	15	16	17	18	19	20
21	22	23	24	25	26	27
28	29	30	31			

SEPTEMBER ~ 2016

S	M	T	W	T	F	S
				1	2	3
4	5	6	7	8	9	10
11	12	13	14	15	16	17
18	19	20	21	22	23	24
25	26	27	28	29	30	

OCTOBER ~ 2016

S	M	T	W	T	F	S
						1
2	3	4	5	6	7	8
9	10	11	12	13	14	15
16	17	18	19	20	21	22
23	24	25	26	27	28	29
30	31					

NOVEMBER ~ 2016

S	M	T	W	T	F	S
		1	2	3	4	5
6	7	8	9	10	11	12
13	14	15	16	17	18	19
20	21	22	23	24	25	26
27	28	29	30			

DECEMBER ~ 2016

S	M	T	W	T	F	S	
					1	2	3
4	5	6	7	8	9	10	
11	12	13	14	15	16	17	
18	19	20	21	22	23	24	
25	26	27	28	29	30	31	

Transfer Station Hours

Summer Hours

May 1 - September 30

Tuesday	4:00pm - 8:00pm
Thursday	1:00pm - 5:00pm
Saturday	9:00am - 12:00pm / 1:00pm - 6:00pm

Winter Hours

October 1 - April 30

Tuesday	1:00pm - 5:00pm
Thursday	1:00pm - 5:00pm
Saturday	9:00am - 12:00pm / 1:00pm - 5:00pm





Reminders From Loraas Disposal



ALL GREEN RECYCLING (Blue Bin)

ALLOWABLE MATERIALS

- Flattened corrugated cardboard and paperboard
- Newspapers, flyers, inserts, junk mail
- Phonebooks, Magazines, catalogues, paperback books, hardcover books with covers and spine removed.
- Letter quality paper
- Brown paper bags, tissue roll cores, gift and packing paper, paper egg cartons
- Envelopes with or without windows
- Copier paper, computer printouts, NCR (no carbon required) paper
- Aluminum soft drink and beer cans
- Household tin cans (please rinse)
- Milk cartons and jugs (please rinse and remove cap)
- Juice cartons, boxes and tetra-pak containers (please rinse)
- Plastic soft drink and water bottles (please remove caps)
- Grocery bags, clean plastic food wrap, clean plastic product wrap (Please place these items in grocery bags and secure)
- Household plastic containers and bottles — with a #  ough #  on the bottom (a container with no arrows, or a container with arrows but without a number inside cannot be accepted)
- Glass bottles and jars; clear, green or brown (please rinse and remove

NON -ALLOWABLE MATERIALS

- Waxed, plasticized or food contaminated paper, cardboard, cups or plastic plates
- Soiled tissues, napkins and paper towels
- Confetti shredded paper
- Heavily dyed or colored construction paper
- Styrofoam or other foam packing materials
- Household garbage, organics, hazardous or regulated waste
- Contaminated plastic food product wrap
- Hazardous chemical containers (e.g. motor oil containers)
- Auto parts, batteries
- Any scrap metals other than household tin and aluminum cans
- Propane tanks, gasoline or any type of fuel containers
- Wire or plastic clothes hangers
- Clear plastic clam shell containers without the recycling arrows
- Plastic toys or Tupperware
- Plastic pipe
- Outdoor lawn furniture
- No Pet Waste
- Items other than those listed in the “Allowable Materials” section.



WASTE DISPOSAL (Black Bin)

NON -ALLOWABLE MATERIALS

- Hazardous waste including: paint, solvents, etc.
- Sod, dirt or concrete
- Ashes of any description
- Construction or demolition materials including: boards, roofing

- Automotive parts, oil filters, oil, etc.
- Automotive tires
- Tree clippings over 2' in length
- Liquids of any kind



DO'S AND DON'TS FOR CART USE

DO'S

- The lid of your cart **MUST** be **COMPLETELY** closed. If the cart is over filled to the point that the lid is not completely closed Loraas has the right to not empty your cart
- Have your cart curbside by 7:00 a.m. on collection day
- Pull the cart—it's easier than pushing
- Bag all trash and place inside the cart; bagged or unbagged trash left beside the cart will **NOT** be collected
- Cut and bundle, or bag garden debris and place in cart

DON'TS

- Overfill the cart (keep lid closed)
- Pack trash or recycling to tightly (If items do not fall out voluntarily they will be left in the cart)
- Paint or write on cart
- Remove cart from your residence
- Bag any recycling products except shredded paper and grocery bags.

~~~SPECIAL REMINDERS~~~

- ** Please remember to have your garbage or recycle carts out at the curb prior to 7:00am on pick up days. The route schedule for our area has recently changed which now means an earlier pick up time for our town.
- ** Please be sure that your carts are **NOT** over filled. Loraas drivers have the right to refuse pick up of any cart if the lid is not **COMPLETELY** closed.
- ** When placing your cart at the curb, be sure that it is a minimum of 3 feet away from any other carts, vehicles or any other obstructions in order for the trucks arm to reach around the cart without hitting anything. Failure to do so will result in your cart not being emptied.